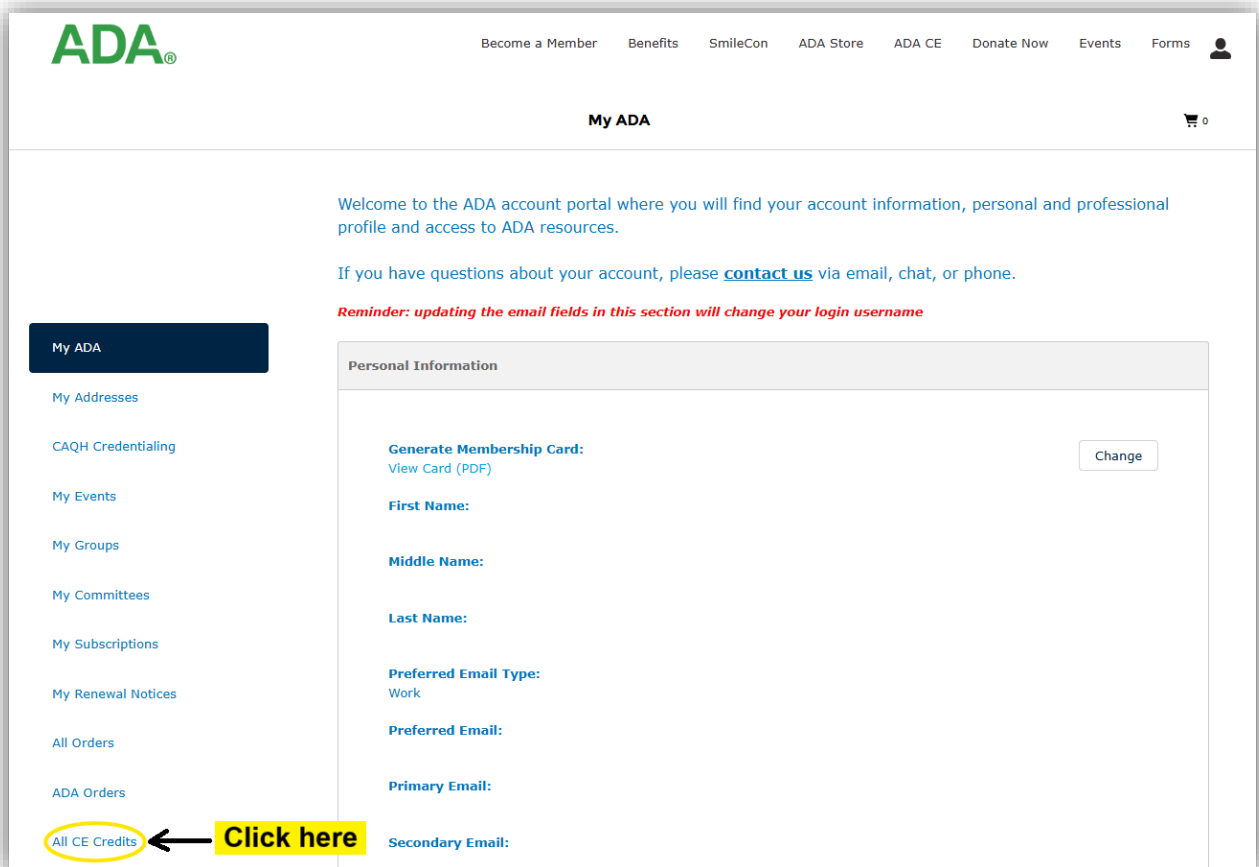


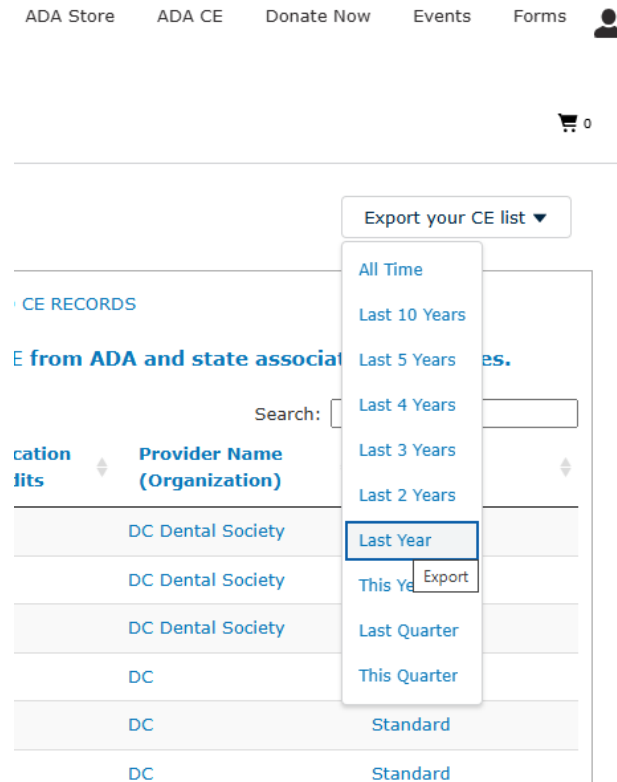
# Retrieving Your ADA CE Transcript

1. Log into your ADA account.
2. Scroll down to click “All CE Credits”.

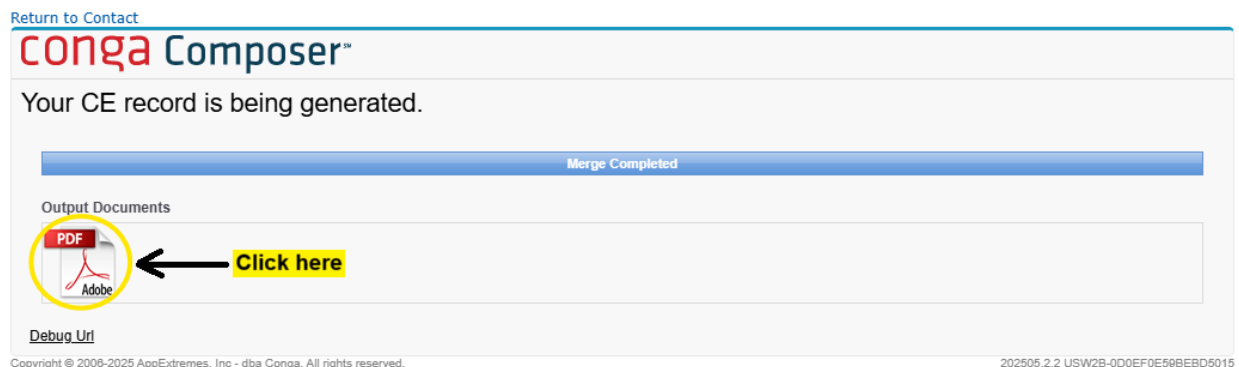


The screenshot displays the ADA account portal. At the top, the ADA logo is on the left, and navigation links (Become a Member, Benefits, SmileCon, ADA Store, ADA CE, Donate Now, Events, Forms) and a user profile icon are on the right. Below the navigation bar, the header reads "My ADA" with a shopping cart icon showing 0 items. The main content area includes a welcome message and a "contact us" link. A red reminder states: "Reminder: updating the email fields in this section will change your login username". On the left sidebar, the "My ADA" section is expanded, showing a list of links: My Addresses, CAQH Credentialing, My Events, My Groups, My Committees, My Subscriptions, My Renewal Notices, All Orders, ADA Orders, and All CE Credits. The "All CE Credits" link is circled in yellow, and a yellow box with the text "Click here" and an arrow points to it. The main content area shows the "Personal Information" section with fields for First Name, Middle Name, Last Name, Preferred Email Type (set to Work), Preferred Email, Primary Email, and Secondary Email. A "Generate Membership Card" link with a "View Card (PDF)" option and a "Change" button is also visible.

- Click “Export your CE list”. A drop-down menu will appear.
- Click the “Last Year” to generate the CE lists that contains your CE courses taken from 1/1/2024 to 12/31/2024.



- A new tab will open in your browser. Once the PDF icon appears, click on it to download your ADA CE Transcript. The downloaded file will be saved in the Downloads folder of your device.



- Go back to the previous page. Click the “This Year” to generate the CE lists that contains your CE courses taken from 1/1/2025 to 12/31/2025.

Export your CE list ▼

All Time

Last 10 Years

Last 5 Years

Last 4 Years

Last 3 Years

Last 2 Years

Last Year

**This Year**

Last Quarter

This Quarter

Standard

Export

DS

ADA and state associated courses.

Search:

Provider Name (Organization)


DC Dental Society

DC Dental Society

DC Dental Society

DC


DC



Terms

- A new tab will open in your browser. Once the PDF icon appears, click on it to download your ADA CE Transcript. The downloaded file will be saved in the Downloads folder of your device.


[Return to Contact](#)



Your CE record is being generated.

Merge Completed

Output Documents



Click here

[Debug Url](#)

Copyright © 2006-2025 AppExtremes, Inc - dba Conga. All rights reserved.

202505.2.2 USW2B-0D0EF0E50BEBD5015

- Now you have reports for your CE courses taken from 1/1/2024 through now.

*This document was last updated by DCDS Staff on 10/13/2025.*